

316087-1 ✓ ACTIVE

AMP Signal Double Lock

TE Internal #: 316087-1

AMP Signal Double Lock, Housing, Plug, Wire-to-Wire, 3 Position, 2.5mm [.098in] Centerline, Crimp, 1 Row, Natural Housing Color, Mating Retention

[View on TE.com >](#)



Connectors > PCB Connectors > Wire-to-Board Connectors > Wire-to-Board Connector Assemblies & Housings >

STD Temp Signal Double Lock Cap



Connector Product Type: **Housing**

Connector & Housing Type: **Plug**

Connector System: **Wire-to-Wire**

Number of Positions: **3**

Centerline (Pitch): **2.5 mm [.098 in]**

[All STD Temp Signal Double Lock Cap \(21\)](#)

Features

Product Type Features

Connector Product Type	Housing
Connector & Housing Type	Plug
Connector System	Wire-to-Wire
Sealable	No
Connector & Contact Terminates To	Wire & Cable

Configuration Features

Number of Positions	3
Number of Rows	1

Electrical Characteristics

Operating Voltage	250 VAC
-------------------	---------

Contact Features

--	--



Contact Layout	Inline
Contact Type	Tab
Contact Base Material	Phosphor Bronze
Contact Current Rating (Max)	3 A

Termination Features

Termination Method to Wire & Cable	Crimp
------------------------------------	-------

Mechanical Attachment

Strain Relief	Without
Panel Mount Feature	Without
PCB Mount Retention	Without
Mating Retention Type	Latch
Mating Retention	With
Connector Mounting Type	Cable Mount (Free-Hanging)

Housing Features

Housing Material	Nylon 66
Centerline (Pitch)	2.5 mm [.098 in]
Housing Color	Natural

Dimensions

Connector Length	10.8 mm [.425 in]
Connector Height	9.6 mm [.378 in]
Wire Size	26 – 20 AWG

Usage Conditions

Operating Temperature Range	-30 – 105 °C [-22 – 221 °F]
-----------------------------	-----------------------------

Operation/Application

Circuit Application	Signal
---------------------	--------

Industry Standards

Glow Wire Rating	Standard Part - Not Glow Wire
UL Flammability Rating	UL 94V-0

Packaging Features

Packaging Quantity	200
Packaging Method	Bag

Product Compliance





For compliance documentation, visit the product page on [TE.com](https://www.te.com)>

EU RoHS Directive 2011/65/EU	Compliant
EU ELV Directive 2000/53/EC	Compliant
China RoHS 2 Directive MIIT Order No 32, 2016	No Restricted Materials Above Threshold
EU REACH Regulation (EC) No. 1907/2006	Current ECHA Candidate List: JUN 2020 (209) Candidate List Declared Against: JAN 2020 (205) Does not contain REACH SVHC
Halogen Content	Low Halogen - Br, Cl, F, I < 900 ppm per homogenous material. Also BFR/CFR/PVC Free
Solder Process Capability	Not applicable for solder process capability

Product Compliance Disclaimer


This information is provided based on reasonable inquiry of our suppliers and represents our current actual knowledge based on the information they provided. This information is subject to change. The part numbers that TE has identified as EU RoHS compliant have a maximum concentration of 0.1% by weight in homogenous materials for lead, hexavalent chromium, mercury, PBB, PBDE, DBP, BBP, DEHP, DIBP, and 0.01% for cadmium, or qualify for an exemption to these limits as defined in the Annexes of Directive 2011/65/EU (RoHS2). Finished electrical and electronic equipment products will be CE marked as required by Directive 2011/65/EU. Components may not be CE marked. Additionally, the part numbers that TE has identified as EU ELV compliant have a maximum concentration of 0.1% by weight in homogenous materials for lead, hexavalent chromium, and mercury, and 0.01% for cadmium, or qualify for an exemption to these limits as defined in the Annexes of Directive 2000/53/EC (ELV). Regarding the REACH Regulation, the information TE provides on SVHC in articles for this part number is based on the latest European Chemicals Agency (ECHA) 'Guidance on requirements for substances in articles' posted at this URL: <https://echa.europa.eu/guidance-documents/guidance-on-reach>

Compatible Parts

 <p>TE Model / Part # CAT-SI261-P729 STD Temp Signal Double Lock Plug</p>	 <p>TE Model / Part # CAT-SI261-T111 Signal Double Lock Tab</p>	 <p>TE Model / Part # 234605-1 EXT-TOOL</p>	 <p>TE Model / Part # 316398-1 2.5 SIGNAL D/L TAB CONT. L L/P</p>
--	---	--	--




TE Model / Part # 316399-1
2.5 SIGNAL D/L TAB CONT. M L/P




TE Model / Part # 1743493-1
REAR SEAL FOR BLOWER MOTOR


Also in the Series | AMP Signal Double Lock




Connector Contacts(9)




PCB Connector Seals(1)



PCB Latches, Locks & Retainers(17)



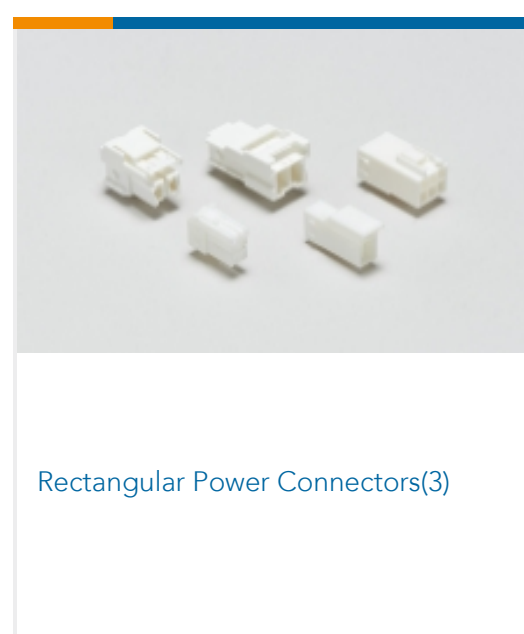
Rectangular Connector Housings(23)




Rectangular Connector Locking(2)



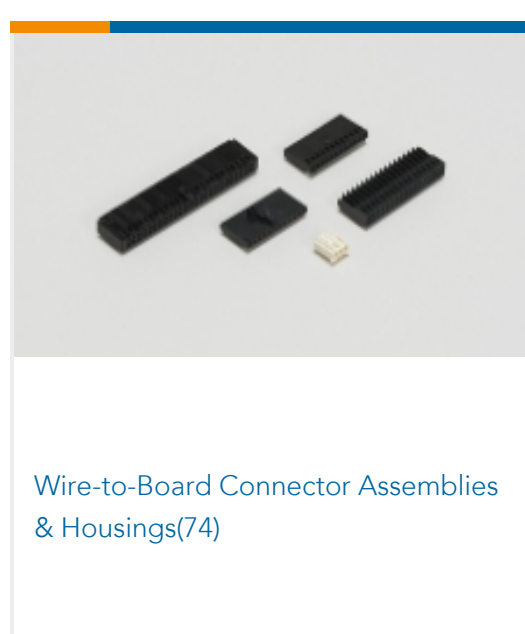
Rectangular Connector Seals(10)




Rectangular Power Connectors(3)



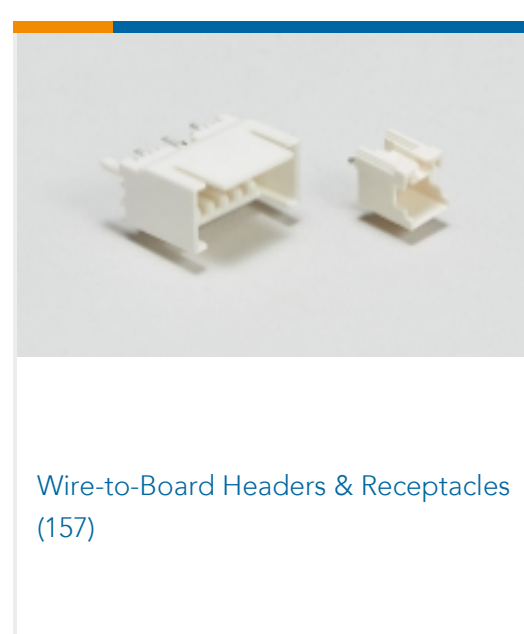
Standard Rectangular Connectors(1)



Wire-to-Board Connector Assemblies & Housings(74)



Wire-to-Board Connector Contacts(6)

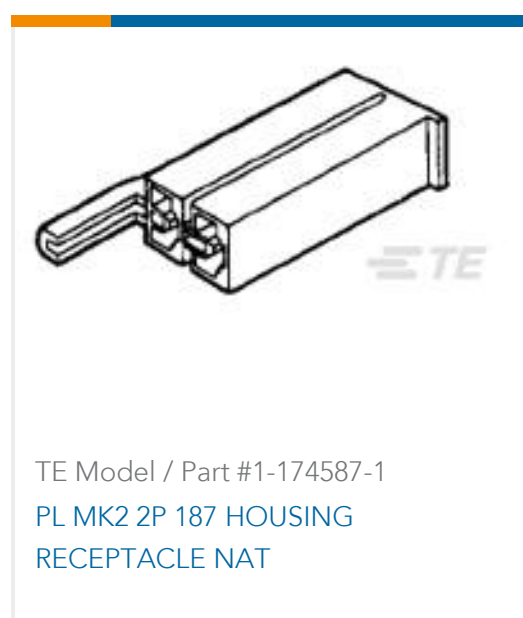


Wire-to-Board Headers & Receptacles (157)

Customers Also Bought



TE Model / Part #917706-1
2.5 SIGNAL DBL LOCK DLP 10P



TE Model / Part #1-174587-1
PL MK2 2P 187 HOUSING RECEPTACLE NAT



Documents

Product Drawings

2.5 SIGNAL D/LOCK CAP HSG 3P

English

CAD Files

3D PDF

3D

Customer View Model

[ENG_CVM_CVM_316087-1_J.2d_dxf.zip](#)

English

Customer View Model

[ENG_CVM_CVM_316087-1_J.3d_igs.zip](#)

English

Customer View Model

[ENG_CVM_CVM_316087-1_J.3d_stp.zip](#)

English

By downloading the CAD file I accept and agree to the [Terms and Conditions](#) of use.

Datasheets & Catalog Pages

SOFT_SHELL_PIN_AND_SOCKET_CONNECTORS_CATALOG

English

1773458-3_2.5MM_SIGNAL_DOUBLE_LOCK_CONNECTORS

English

Product Specifications

Application Specification

English

Conditions of 2.5mm Signal Double Lock Contacts

English

Product Environmental Compliance

MD_316087-1_090120152314_dmtec

English

MD_316087-1_090120152314_dmtec

English

Agency Approvals

UL Report

English